



Development of palladium(II)-catalyzed oxidative cyclization of olefinic keto and/or lactone esters

Ayaka Hibi, Masahiro Toyota *

Department of Chemistry, Graduate School of Science, Osaka Prefecture University, Sakai, Osaka 599-8531, Japan

ARTICLE INFO

Article history:

Received 12 May 2009

Revised 8 June 2009

Accepted 11 June 2009

Available online 13 June 2009

ABSTRACT

A highly efficient palladium-catalyzed oxidative cyclization of olefinic keto and/or lactone esters, which features a catalytic cyclization employing one atmosphere of oxygen as a reoxidizing agent, is developed.

© 2009 Elsevier Ltd. All rights reserved.

Recently, we developed a palladium-catalyzed cycloalkenylation, which has been successfully adapted to the stereoselective syntheses of polycyclic natural products (Scheme 1).^{1,2}

In our efforts to expand the utility of this palladium-catalyzed cycloalkenylation, we undertook a concise synthesis of 6-oxatricyclo[6.3.0.0^{1,5}]undecane, which is the BCD ring system of ginkgolide C (Fig. 1).

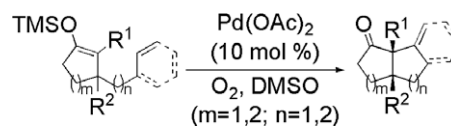
Although ketene silyl acetal **1**³ gave rise to desired tricyclic compound **2**⁴ under palladium-catalyzed cycloalkenylation conditions, the yield was less than 11% probably due to the instability of ketene silyl acetal **1** (Scheme 2).³

To solve this problem, we recently developed a novel method to construct the aforementioned 6-oxatricyclo[6.3.0.0^{1,5}]undecane. Thus, desired compound **4** can be synthesized in good yield by palladium-promoted oxidative cyclization of olefinic lactone ester **3** (Scheme 3).⁴ A related intermolecular reaction is reported,⁵ however, this reaction can give the desired cyclization products under neutral reaction conditions.

However, to expand the utility of the cyclization, herein we report the preliminary results of our efforts to develop a catalytic version of this reaction in which olefinic keto and/or lactone esters are effectively converted into the corresponding cyclization products.

Requisite substrates were prepared as depicted in Scheme 4. Namely, lactone **5**⁶ was treated with methyl chloroformate in the presence of lithium hexamethyldisilazide to afford lactone ester **6**⁷ in 93% yield.

Table 1 summarizes the various reaction conditions on the conversion of olefinic lactone ester **6** to *exo*-olefin **7**.⁷ Initially, **6** was treated with a stoichiometric amount of Pd(OAc)₂ in DMSO as a solvent, which gave desired product **7** in 28% isolated yield (entry 1). To convert this reaction into a catalytic process, numerous reac-



Scheme 1.

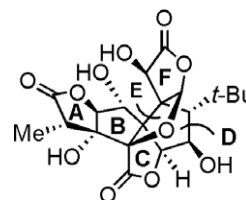
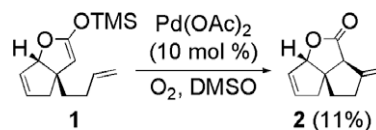
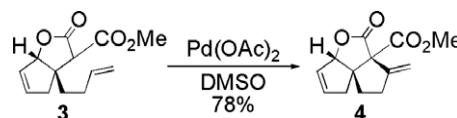


Figure 1.



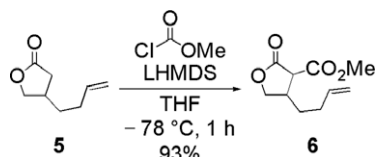
Scheme 2.



Scheme 3.

* Corresponding author. Tel./fax: +81 72 254 9164.

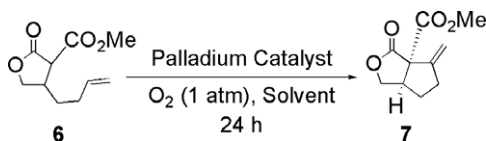
E-mail address: toyota@c.s.osakafu-u.ac.jp (M. Toyota).



Scheme 4.

tion parameters, including the palladium catalyst, the amount of catalyst, temperature, and solvent, were evaluated (entries 2–14). Because DMSO was a suitable solvent for the palladium-catalyzed cycloalkenylation,^{1a} the cyclization reaction was attempted using **6** in the presence of a catalytic amount of the palladium catalyst under one atmosphere of oxygen in DMSO (entries 2–11). Although employing Pd(acac)₂, PdCl₂(MeCN)₂, or PdCl₂ did not yield the

Table 1
Palladium-catalyzed cyclization of lactone ester **6**



Entry	Solvent	Catalyst	Pd ²⁺ (mol %)	Temperature (°C)	Yield ^b (%)
1 ^a	DMSO	Pd(OAc) ₂	100	rt	28
2	DMSO	Pd(acac) ₂	10	45	—
3	DMSO	PdCl ₂ (MeCN) ₂	10	45	—
4	DMSO	PdCl ₂	10	45	—
5	DMSO	Pd(OCOCF ₃)	10	45	3
6	DMSO	Pd(OAc) ₂	10	rt	42 (56)
7	DMSO	Pd(OAc) ₂	10	45	78 (81)
8	DMSO	Pd(OAc) ₂	10	60	74
9	DMSO	Pd(OAc) ₂	5	rt	54 (84)
10	DMSO	Pd(OAc) ₂	5	45	57 (79)
11	DMSO	Pd(OAc) ₂	5	60	47 (70)
12	DMF	Pd(OAc) ₂	10	45	33 (47)
13	THF	Pd(OAc) ₂	10	45	15 (26)
14	MeCN	Pd(OAc) ₂	10	45	23 (37)

^a Reaction was carried out under one atmosphere of argon.

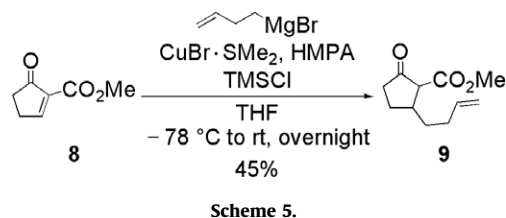
^b Values in parentheses refer to yield based upon recovered starting materials. rt = room temperature.

Table 2
Conversion of keto and/or lactone esters to five-membered ring

Entry	Substrate	Temperature (°C)	Product ^b	Yield ^a (%)			Cyclized products
				10	11	12	
1		rt		43 (75)	2	0	45
2		45		58	23	0	81
3		60		41	34	5	80
4		45				76	
5		60				84	
6		45				69 (82)	
7		60				31 (50)	
				16	17		Cyclized products
8		45		38 (76)	31		69
9		60		17 (37)	20		37

^a Values in parentheses refer to yield based upon recovered starting materials.

^b Relative stereochemistry was established using NOE experiments employing cyclized products (Fig. 2).



cyclized product, 3% of **7** was isolated in the presence of 10 mol % of Pd(OCOCF₃)₂ (entry 5). On the other hand, when the reaction was conducted using Pd(OAc)₂ as the catalyst, the cyclization yield rose to 42% (entry 6). Moreover, heating the reaction mixture accelerated the cyclization, providing **7** in 78% yield (entry 7). Further increasing the temperature had a negligible effect on the yield (entry 8). When the reaction was carried out employing 5 mol % of Pd(OAc)₂, the yield of the cyclized product decreased (entries 9–11). Other solvents, such as DMF, THF, and MeCN, were unsuitable for this catalytic cyclization (entries 12–14). It was found that this catalytic cyclization proceeds smoothly under palladium-catalyzed cycloalkenylation conditions.

With the optimal reaction conditions in hand, we examined the effectiveness of this new methodology on the conversion of a variety of β-keto and/or lactone esters to the corresponding cyclized products. Table 2 summarizes the results.

Because the bicyclo[3.3.0]octane ring unit is found in important biologically active compounds,^{8,2c} the catalytic reaction was initially adapted to synthesize that ring system. Compound **9**⁷ was prepared from 2-carbomethoxycyclopent-2-enone **8**⁹ via a 1,4-conjugate addition of the homoallyl group (Scheme 5).¹⁰

When the reaction was performed at room temperature with β-keto ester **9**, *exo*-olefin **10**¹¹ was isolated in 43% yield along with 2% of *endo*-isomer **11**¹² (entry 1). Increasing the reaction temperature to 45 °C increased the yield of **10**, but **11** was formed in 23% yield (entry 2). Further increasing the reaction temperature did not affect the yield of **10**, but isomer **12**⁷ was generated in 5% yield (entry 3). When this catalytic cyclization was then subjected to bicyclic lactone ester **3** at 45 °C, desired cyclized product **4** was synthesized in 76% yield (entry 4). Heating of reaction mixture at 60 °C was the best condition, as **4** was obtained in 84% yield (entry 5). Substrate **13**⁷, which was prepared in the same manner described in Scheme 4, was also suitable for this cyclization process, and led to **14**⁷ as the sole product in 69% yield (entry 6). Cyclization at 60 °C decreased the yield of cyclized product **14** to 31% (entry 7). Only *exo*-isomer **14** was generated, when the reaction was conducted using **13** as the substrate. On the other hand, treating keto ester **15**¹³ with Pd(OAc)₂ at 45 °C provided two cyclization products, *exo*-olefin **16**⁷ (38%) and *endo*-isomer **17**⁷ (31%). However, increasing the reaction temperature to 60 °C decreased the yield of cyclization products **16** and **17**. Through these experiments, substrates **13** and **15** turned out to be temperature sensitive.

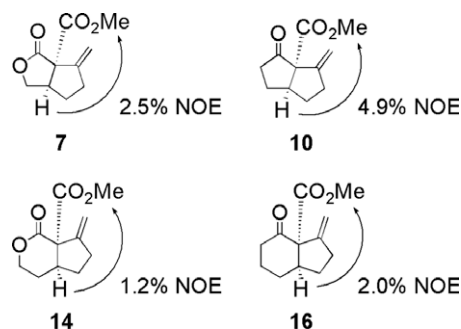


Figure 2.

Analyses of the ¹H–¹H COSY experiments of **7**, **10**, **14**, and **16** enabled all the protons of each compound to be assigned. Additionally, the relative stereochemistries were established on the basis of NOE correlations, as shown in Figure 2.

The carbomethoxy group at the angular position of tricyclic cyclization product **4** could be easily removed under the Krapcho reaction conditions without isomerization of the olefin.⁴ Although Liu and co-workers have reported an efficient palladium-catalyzed methylene-cyclopentane annulation process,¹⁴ the present protocol should be more effective due to its adaptability not only for various types of olefinic keto esters, but also for lactone esters.

Acknowledgments

Part of this research was supported by a Grant-in-Aid for Scientific Research on Priority Areas 18390007 from the Ministry of Education, Culture, Sports, Science, and Technology (MEXT).

References and notes

- (a) Toyota, M.; Wada, T.; Ihara, M. *J. Am. Chem. Soc.* **1998**, *120*, 4916–4925; (b) Toyota, M.; Wada, T.; Ihara, M. *J. Org. Chem.* **2000**, *65*, 4565–4570; (c) Toyota, M.; Odashima, T.; Wada, T.; Ihara, M. *J. Am. Chem. Soc.* **2000**, *122*, 9036–9037; (d) Toyota, M.; Sasaki, M.; Ihara, M. *Org. Lett.* **2003**, *5*, 1193–1195; (e) Toyota, M.; Asano, T.; Ihara, M. *Org. Lett.* **2005**, *7*, 3929–3932.
- (a) Toyota, M.; Rudyanto, M.; Ihara, M. *Tetrahedron Lett.* **2000**, *41*, 8929–8932; (b) Toyota, M.; Rudyanto, M.; Ihara, M. *J. Org. Chem.* **2002**, *67*, 3374–3386; (c) Toyota, M.; Ilangovan, A.; Okamoto, R.; Masaki, T.; Arakawa, M.; Ihara, M. *Org. Lett.* **2002**, *4*, 4293–4296; (d) Toyota, M.; Ihara, M. *Synlett* **2002**, 1211–1222; (e) Toyota, M. *J. Syn. Org. Chem. Jpn.* **2006**, *64*, 25–33.
- Takeda, K. Thesis, Osaka Prefecture University, 2007.
- Hibi, A.; Takeda, K.; Toyota, M. *Heterocycles* **2009**, *77*, 173–177.
- Hegeudus, L. S.; Williams, R. E.; McGuire, M. A.; Hayashi, T. *J. Am. Chem. Soc.* **1980**, *102*, 4973–4979.
- Ohmiya, H.; Tsuji, T.; Yorimitsu, H.; Oshima, K. *Chem. Eur. J.* **2004**, *10*, 5640–5648.
- Data for new compounds*: Compound **6**: IR(KBr) 1782, 1739 cm⁻¹; ¹H NMR (400 MHz, CDCl₃) δ 1.56–1.74 (m, 2H), 2.05–2.11 (m, 1H), 3.00 (ddt, *J* = 16.4, 8.0, 8.0 Hz, 2H), 3.26 (d, *J* = 9.2 Hz, 1H), 3.81 (s, 3H), 3.92 (dd, *J* = 8.6, 8.6 Hz, 1H), 4.52 (dd, *J* = 8.8, 8.0 Hz, 1H), 5.01–5.06 (m, 2H), 5.75 (ddt, *J* = 17.2, 10.4, 6.7 Hz, 1H); ¹³C NMR (100 MHz, CDCl₃) δ 31.2, 31.7, 39.7, 52.5, 53.2, 72.1, 116.2, 136.8, 168.2, 172.0; LRMS *m/z* 198 (M⁺), 143; HRMS calcd for C₁₀H₁₄O₄ (M⁺) 198.0892, found 198.0887. Compound **7**: IR(KBr) 1778, 1744 cm⁻¹; ¹H NMR (400 MHz, CDCl₃) δ 1.63 (dddd, *J* = 12.8, 7.8, 7.7, 7.6 Hz, 1H), 2.15 (ddd, *J* = 13.0, 7.4, 7.0 Hz, 1H), 2.52–2.57 (m, 2H), 3.42 (dddd, *J* = 7.2, 7.2, 7.2, 4.0 Hz, 1H), 3.79 (s, 3H), 4.03 (dd, *J* = 9.2, 4.0 Hz, 1H), 4.46 (dd, *J* = 9.4, 7.4 Hz, 1H), 5.32 (dd, *J* = 2.0, 2.0 Hz, 1H), 5.57 (dd, *J* = 2.2, 2.2 Hz, 1H); ¹³C NMR (100 MHz, CDCl₃) δ 29.8, 33.5, 47.2, 53.5, 63.2, 70.5, 113.3, 145.8, 145.8, 168.9, 173.0; LRMS *m/z* 196 (M⁺), 152, 120, 93, 77; HRMS calcd for C₁₀H₁₃O₄ (M⁺) 196.0736, found 196.0732. Compound **9**: IR(KBr) 1758, 1730, 1641 cm⁻¹; ¹H NMR (400 MHz, CDCl₃) δ 1.41–1.56 (m, 2H), 1.63–1.72 (m, 1H), 2.01–2.45 (m, 5H), 2.53–2.64 (m, 1H), 2.84 (d, *J* = 10.8 Hz, 1H), 3.74 (s, 3H), 4.97 (ddd, *J* = 10.6, 1.2, 1.0 Hz, 1H), 5.02 (dd, *J* = 17.2, 1.6 Hz, 1H), 5.79 (ddt, *J* = 17.2, 10.4, 6.7 Hz, 1H); ¹³C NMR (100 MHz, CDCl₃) δ 27.3, 31.4, 34.2, 38.6, 41.0, 52.6, 61.9, 115.2, 137.9, 170.0, 211.8; LRMS *m/z* 196 (M⁺), 109; HRMS calcd for C₁₁H₁₆O₃ (M⁺) 196.1099, found 196.1095. Compound **12**: IR(KBr) 1749, 1732 cm⁻¹; ¹H NMR (400 MHz, CDCl₃) δ 1.08 (d, *J* = 7.2 Hz, 3H), 1.87–1.95 (m, 1H), 2.09–2.23 (m, 2H), 2.31–2.40 (m, 1H), 3.53–3.61 (m, 1H), 3.71 (s, 3H), 3.76–3.79 (m, 1H), 5.48 (ddd, *J* = 5.6, 2.4, 2.4 Hz, 1H), 5.58 (ddd, *J* = 5.6, 2.0, 2.0 Hz, 1H); ¹³C NMR (100 MHz, CDCl₃) δ 16.3, 25.1, 38.5, 46.7, 52.7, 54.6, 67.1, 130.0, 136.2, 172.0, 213.8; LRMS *m/z* 194 (M⁺), 84; HRMS calcd for C₁₁H₁₄O₃ (M⁺) 194.0943, found 194.0939. Compound **13**: IR(KBr) 1747 cm⁻¹; ¹H NMR (400 MHz, CDCl₃) δ 1.36–1.45 (m, 1H), 1.50–1.64 (m, 2H), 2.01–2.20 (m, 3H), 2.41 (dddd, *J* = 14.2, 9.4, 9.4, 5.0 Hz, 1H), 3.26 (d, *J* = 9.6 Hz, 1H), 3.75 (s, 0.2H), 3.80 (s, 2.8H), 4.33 (ddd, *J* = 11.5, 10.0, 3.6 Hz, 1H), 4.41 (ddd, *J* = 11.6, 4.8, 4.8 Hz, 1H), 4.98–5.06 (m, 2H), 5.75 (ddt, *J* = 17.2, 10.4, 6.6 Hz, 1H); ¹³C NMR (100 MHz, CDCl₃) δ 27.3, 30.5, 34.1, 34.5, 53.0, 54.3, 68.4, 115.7, 137.3, 167.5, 169.5; LRMS *m/z* 212 (M⁺), 157; HRMS calcd for C₁₁H₁₆O₄ (M⁺) 212.1049, found 212.1036. Compound **14**: IR(KBr) 1730 cm⁻¹; ¹H NMR (400 MHz, CDCl₃) δ 1.53 (dddd, *J* = 12.8, 7.8, 7.8, 6.4 Hz, 1H), 1.68 (ddd, *J* = 14.3, 10.2, 8.6, 4.0 Hz, 1H), 1.94–2.08 (m, 2H), 2.50–2.56 (m, 2H), 3.01 (ddd, *J* = 13.3, 8.7, 6.8 Hz, 1H), 3.77 (s, 3H), 4.24 (ddd, *J* = 11.4, 10.2, 3.0 Hz, 1H), 4.36 (ddd, *J* = 11.5, 4.8, 4.4 Hz, 1H), 5.32 (dd, *J* = 2.0, 2.0 Hz, 1H), 5.40 (dd, *J* = 2.0, 2.0 Hz, 1H); ¹³C NMR (100 MHz, CDCl₃) δ 27.2, 30.3, 31.4, 42.9, 53.4, 63.7, 67.7, 113.6, 146.7, 168.3, 170.9; LRMS *m/z* 210 (M⁺), 107; HRMS calcd for C₁₁H₁₄O₄ (M⁺) 210.0892, found 210.0874. Compound **16**: IR(KBr) 1739, 1717 cm⁻¹; ¹H NMR (400 MHz, CDCl₃) δ 1.49–1.59 (m, 2H), 1.64–1.73 (m, 1H), 1.81–1.98 (m, 3H), 2.33–2.45 (m, 2H), 2.47–3.01 (m, 2H), 3.03 (ddd, *J* = 12.0, 8.4, 6.4 Hz, 1H), 3.75 (s, 3H), 4.96 (dd, *J* = 2.4, 2.4 Hz, 1H), 5.23 (dd, *J* = 2.2, 2.2 Hz, 1H); ¹³C NMR (100 MHz, CDCl₃) δ 24.0, 26.2, 28.4, 30.0, 39.5, 47.9, 52.9, 72.1, 112.2, 148.1, 171.4, 206.2; LRMS *m/z* 208 (M⁺), 176; HRMS calcd for C₁₂H₁₆O₃ (M⁺) 208.1099,

- found 208.1089. Compound **17**: IR(KBr) 1739, 1712 cm^{-1} ; ^1H NMR (400 MHz, CDCl_3) δ 1.55–1.62 (m, 1H), 1.78 (dd, $J = 3.6, 2.0$ Hz, 3H), 2.06 (dddd, $J = 16.4, 8.8, 4.8, 2.4$ Hz, 1H), 2.24–2.31 (m, 2H), 2.41 (dddd, $J = 16.8, 10.0, 4.4, 2.4$ Hz, 1H), 2.45–2.53 (m, 1H), 3.13 (ddd, $J = 11.6, 7.2, 6.0$ Hz, 1H), 3.74 (s, 3H), 3.13 (ddd, $J = 11.6, 7.2, 6.0$ Hz, 1H), 3.74 (s, 3H); ^{13}C NMR (100 MHz, CDCl_3) δ 15.5, 22.5, 27.8, 36.4, 40.3, 46.9, 52.6, 73.1, 129.6, 139.0, 172.7, 209.1; LRMS m/z 208 (M^+); HRMS calcd for $\text{C}_{12}\text{H}_{16}\text{O}_3$ (M^+) 208.1099, found 208.1089.
8. (a) Singh, V.; Thomas, B. *Tetrahedron* **1998**, 54, 3647–3692; (b) Delgado, A.; Rodríguez, J. R.; Castedo, L.; Mascareñas, J. L. *J. Am. Chem. Soc.* **2003**, 125, 9282–9283; (c) Kendhale, A. M.; Gonnade, R.; Rajamohanam, P. R.; Sanjayan, G. J. *Tetrahedron Lett.* **2008**, 49, 3056–3059.
9. Bernardi, A.; Karamfilova, K.; Sanguinetti, S.; Scolastico, C. *Tetrahedron* **1997**, 53, 13009–13026.
10. (a) Horiguchi, Y.; Matsuzawa, S.; Nakamura, E.; Kuwajima, I. *Tetrahedron Lett.* **1986**, 27, 4025–4028; (b) Nakamura, E.; Matsuzawa, S.; Horiguchi, Y.; Kuwajima I. *Tetrahedron Lett.* **1986**, 27, 4029–4032.
11. Kennedy-Smith, J. J.; Staben, S. T.; Toste, F. D. *J. Am. Chem. Soc.* **2004**, 126, 4526–4527.
12. Staben, S. T.; Kennedy-Smith, J. J.; Toste, F. D. *Angew. Chem., Int. Ed.* **2004**, 43, 5350–5352.
13. Bunce, R. A.; Harris, C. R. *Synth. Commun.* **1996**, 26, 1969–1975.
14. Kung, L.; Tu, C.; Shia, K.; Liu, H. *Chem. Commun.* **2003**, 2490–2491.